

The Very Hungry Caterpillar Bright

© ERIC CARLE LLC



Lots of Love Quilt
designed by: **Janet Houts**

Quilt Size: **52" x 65"**

andoverfabrics.com

About VHC Bright

The Very Hungry Caterpillar Bright is chock full of color. Create an heirloom quilt, pillows or a playmat for someone special with Eric Carle's iconic images.

andover • [makower uk](http://makower.uk)

Free Pattern Download Available

1384 Broadway New York, NY 10018
Tel. (800) 223-5678 • andoverfabrics.com

Lots of Love Quilt



Introducing Andover Fabrics new collection: VHC BRIGHT by © Eric Carle LLC

Quilt designed by Janet Houts

Quilt finishes 52" x 65"

Everybody's favorite caterpillar sits atop colorful building blocks, surrounded by fun borders easy enough for a beginning quilter. The quilt is just the right size for snuggling under.

Cutting Directions

Note: Read assembly directions before cutting patches. All measurements are cut sizes and include 1/4" seam allowances.

A fat 1/8 is a 9" x 20"-22" cut of fabric.

Fabric C border measurements include extra width for insurance. WOF designates the width of fabric from selvedge

Fabric A

Fussy-cut (1) panel 24 1/2" x 44 1/2", cut crosswise (read step 1 first)

Fabric B

Fussy-cut (3) border strips 8 1/2" x WOF, cut crosswise and pieced to make the following:

(2) top/bottom borders 8 1/2" x 52 1/2" (read Step 5)

Fabric C

Cut (2) side borders 3 1/2" x 44 1/2", cut crosswise (read Step 2)

Cut (2) top/bottom borders 3" x 28 1/2"

Cut 6) strips 2 1/2" x WOF for binding

Fabric D

Cut (2) borders 6 1/2" x 47 1/2", cut lengthwise

Fabric E

Cut (10) strips 1 1/2" x WOF, pieced to make the following

(2) t/b sashes 1 1/2" x 52 1/2"

(4) side sashes 1 1/2" x 47 1/2"

(22) sashes 1 1/2" x 4 1/2"

6 Brights

From each: Cut (4) rectangles 3 1/2" x 4 1/2"

Backing

Cut (2) panels 37" x 60", pieced to fit quilt top with overlap on all sides

Fabric Requirements

		Yardage	Fabric
Fabric A	center	1 panel (3/4 yard)	9195-L
Fabric B	border	1 yard	9196-B1
*Fabric C	border	1 yard	9198-O
Fabric D	border	1 1/2 yards	9199-G
Fabric E	sashes	1/2 yard	1867-WW
6 Brights	setting	fat 1/8 yard each	
		8939-B 8939-G	8939-O
		8939-P 8939-R	8939-T
Backing		3 1/2 yards	9202-X

*includes binding

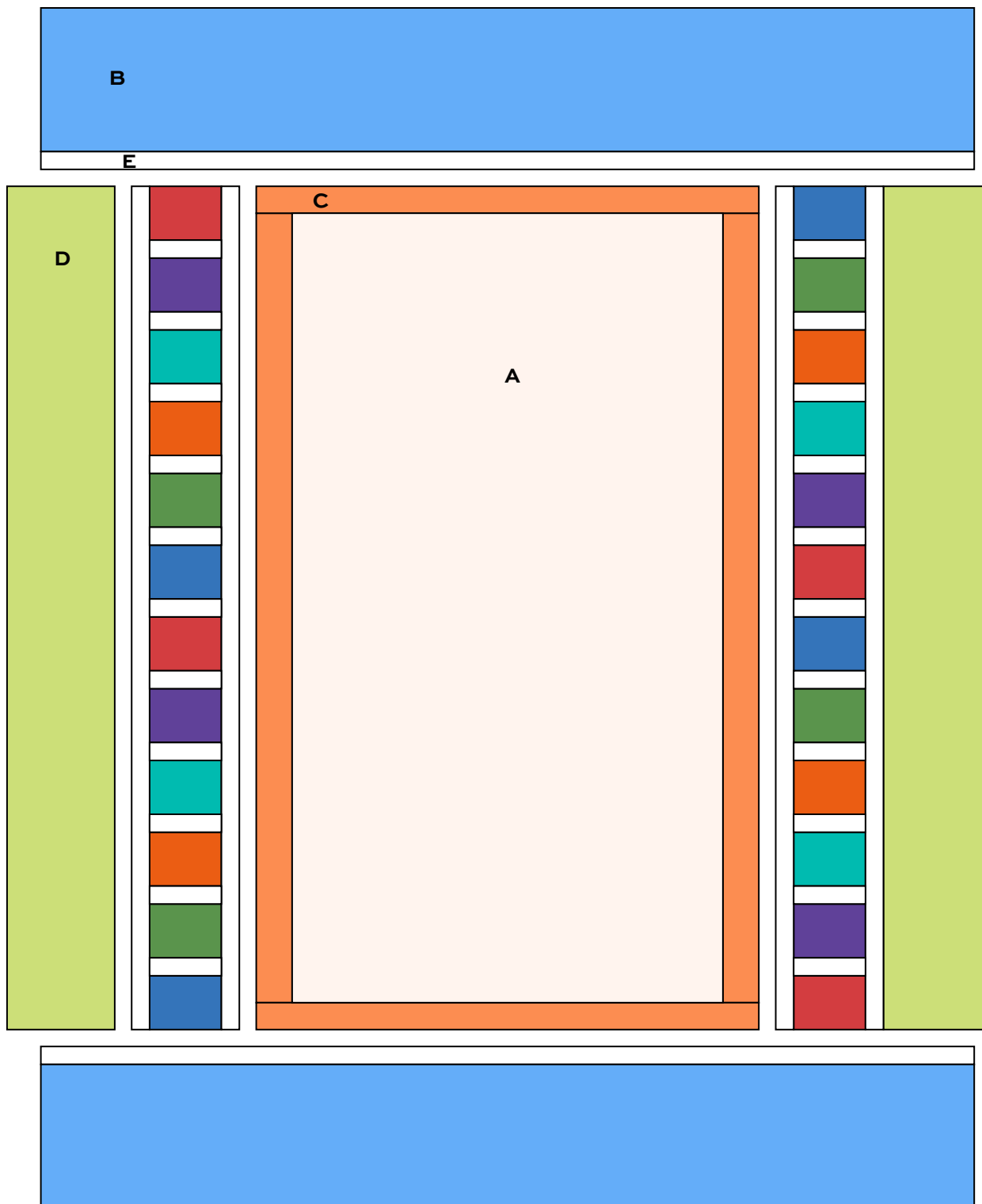
Making the Quilt

1. Fussy-cut Fabric A panel to include the rows of bright circles around the center image. Be sure to add a generous 1/4" seam allowance beyond the circles. Don't be concerned if the panel is not the size listed in the Cutting Directions.
2. The Fabric C borders are cut wider to allow for a slightly different size center panel. If the cut Fabric A panel measures 24 1/2" x 44 1/2", cut Fabric C border strips 2 1/2" x 44 1/2" and 2" x 28 1/2". If the panel is smaller, cut Fabric C border strips 3 1/2" x 44 1/2" and 3" x 28 1/2". Sew longer Fabric C borders to the sides. Trim ends even with the center panel. Join the shorter borders to the top and bottom. Trim the quilt to 28 1/2" x 47 1/2" if needed.
3. Referring to the Quilt Diagram, arrange 12 bright rectangles in a vertical row, placing a Fabric E 4 1/2" sash between each bright patch. Sew the rectangles and sashes together. Join a Fabric E 1 1/2" x 47 1/2" sash to each side of the pieced row. Sew to the side of the quilt. Repeat for the other side.
4. Join Fabric D borders to sides of the quilt, noting the orientation of the heart print. Sew Fabric E 1 1/2" x 52 1/2" sashes to the top and bottom of the quilt.
5. Fussy-cut the 3 Fabric B strips in the same part of the print. Sew strips together to make borders the length needed, joining them at a portion of the design where a seam won't be that noticeable. Sew the Fabric B borders to the top and bottom, noting orientation of the print.

Lots of Love Quilt

Finishing the Quilt

6. Layer the quilt with batting and backing and baste. Quilt in the ditch around borders and block patches. Quilt around the printed motifs in the center panel and borders. Bind to finish the quilt.



Quilt Diagram

The Very Hungry Caterpillar Bright

© ERIC CARLE LLC



9195-L*




9195-X



9196-B




9196-B1*



9201-X




9198-B



9198-O*



9199-B




9199-G*



9200-L



9200-T



9202-X*



9202-B

Blend with additional fabrics by © Eric Carle LLC



8939-B*



8939-E



8939-G*



8939-O*



8939-P*



8939-R*



8939-T*



8939-Y



8940-E



8940-G



8940-O



8940-P



8940-B



8940-R




8940-T



8941-MB



8941-MR



1867-WW*

*Indicates fabrics used in quilt pattern.
Fabrics shown are 10% of actual size.

Free Pattern Download Available

1384 Broadway New York, NY 10018

Tel. (800) 223-5678 • andoverfabrics.com

andover • makower uk